

UNIFORM SHOPPING OPTIONS



Our Lady of Lourdes Catholic Primary School uniforms will be available from School Locker Oxley and online from Monday 11 April 2022.

School Locker Oxley

Discover a convenient one-stop-shop for your uniforms, school shoes, stationery, technology, musical instruments, sports equipment and more at the School Locker Oxley store.

The Zone Oxley, 2118 Ipswich Road, Oxley

Phone 3725 2500

Monday to Friday 8:30am- 5:00pm

Saturday 9:00am- 4:00pm

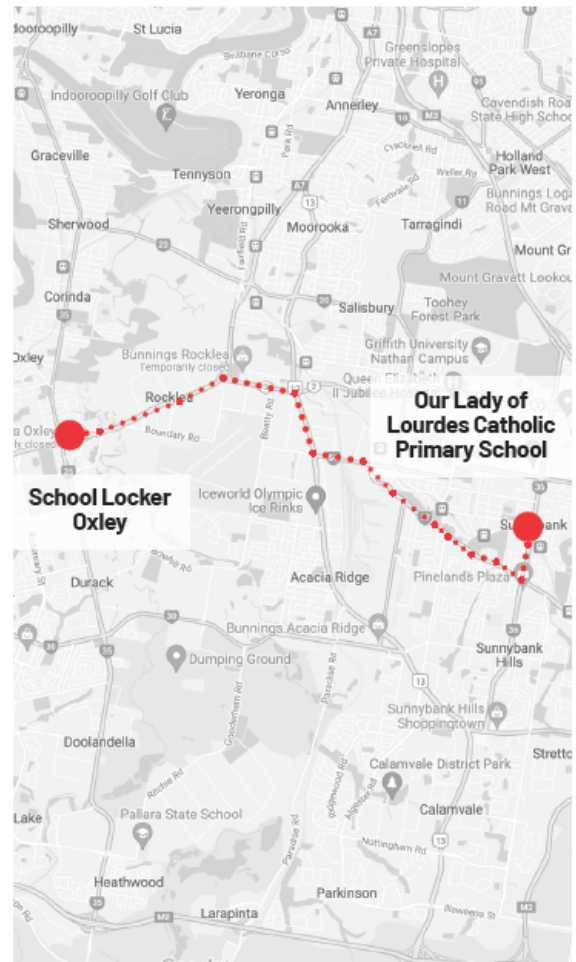
Shop Online Anytime

Shop online and choose to have your order shipped directly to you, or collect it from the School Locker Oxley store.

Scan the QR code below to find your uniforms online at **theschoollocker.com.au/schools/our-lady-of-lourdes-primary-school-sunnybank**.

Student Advantage Membership

Please be sure to set up your free Student Advantage Membership online. Login each time you shop to access special pricing and ensure your school earns revenue from all your online purchases. Get started by visiting **theschoollocker.com.au/customer/account**. To learn more about the Student Advantage program scan the QR code below to view a short video.



SCAN TO SHOP

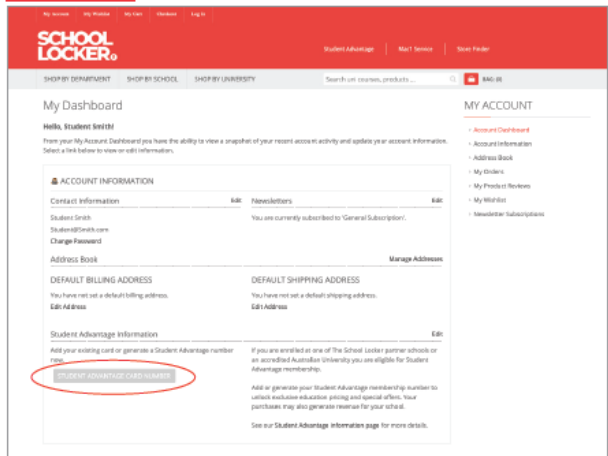


SCAN TO WATCH



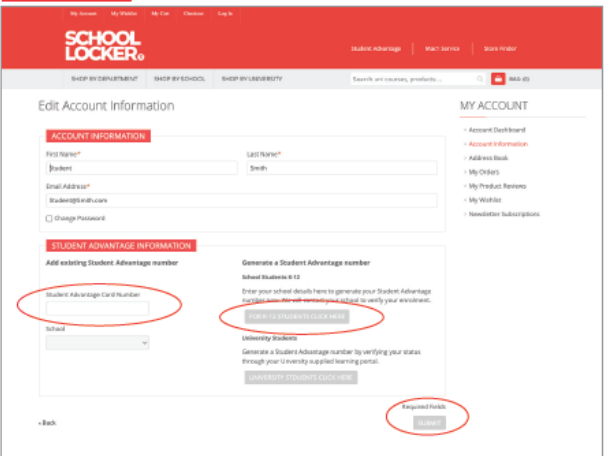
**SCHOOL
LOCKER_o**

STEP 3



Click on the STUDENT ADVANTAGE CARD NUMBER button.
You will be re-directed to the EDIT ACCOUNT INFORMATION page.

STEP 4



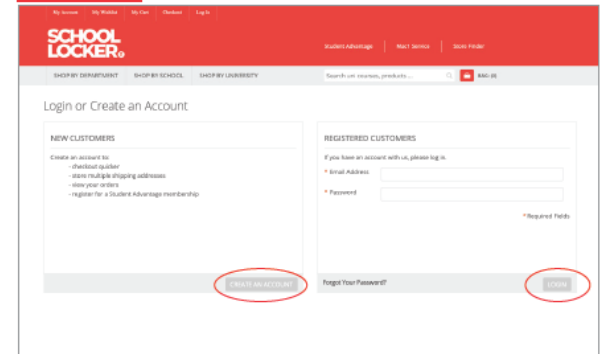
If you DON'T have a Student Advantage Number, click on the FOR K-12 STUDENTS CLICK HERE button. A pop-up window will appear. Complete your details including parent/guardian name, email address, student name, school and year level. Click SUBMIT. This will immediately assign your Student Advantage number to your account. Click SAVE and you will see Student Advantage pricing each time you login.

GET THE STUDENT ADVANTAGE

Follow these simple steps to access the School Locker's Student Advantage Program. To learn more scan the QR code below and watch our explainer video.

[THESCHOOLLOCKER.COM.AU/CUSTOMER/ACCOUNT](https://theschoollocker.com.au/customer/account)

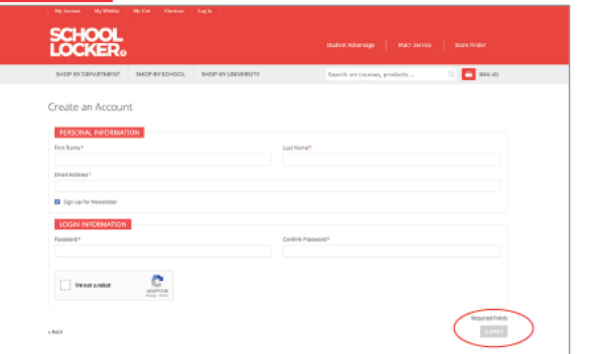
STEP 1



Are you a new customer?
Click CREATE AN ACCOUNT and go to Step 2.

Do you have an account but need to set up your Student Advantage Membership?
Login to your account using the REGISTERED CUSTOMERS form. Refer to Step 3 instructions.

STEP 2



Complete the CREATE AN ACCOUNT form.
You will be re-directed to the MY DASHBOARD page.